

(1)(a) Statement showing ShareHolding Pattern

Name of the Company : G M Breweries Ltd

Quarter Ended : 30-09-2015

Scrip Code : 507488

Partly paid-up Shares	No.of Partly paid-up Shares	As a % of total No. of Partly paid-up Shares	As a % of Total no. of Shares of the Company
Held by Promoters/ Promoters Group	0		
Held by Public	0		
TOTAL - D	0		

Outstanding Conv. Securities	No.of Outstanding Securities	As a % of Total no.of O/S Conv.Securities	As a % of Total no.of shares of the Co., assuming full conv.
Held by Promoters/ Promoters Group	0		
Held by Public	0		
TOTAL - E	0		

Warrants :	No.of Warrants	As a % of Total no.of Warrants	As a % of Total no.of shares of the Co., assuming full conv.
Held by Promoters/ Promoters Group	0		
Held by Public	0		
TOTAL - F	0		

Total paid-up Capital of the Company assum- ing full conv. Of warrants & securities	11697625
---	----------




Statement Showing Shareholding Pattern - Table (I)(a)

G M Breweries Ltd

Scrip Code : 507488

Quarter Ended : 30-09-2015

Category code	Category of Shareholder	Number of Shareholders	Total number of shares	Number of shares held in dematerialized form	Total shareholding as a percentage of total number of shares		Shares pledged or otherwise encumbered	
					As a percentage of(A+B) ¹	As a percentage of (A+B+C)	Number of shares	As a % of Total No. of Shares
(A)	Shareholding of Promoter and Promoter Group ²							
1	Indian							
a	Individual/Huf	3	7457208	7457208	63.750	63.750	122400	1.641
b	Central/State Gov	0	0	0	0.000	0.000	0	0.000
c	Bodies Corporates	1	1249434	1249434	10.681	10.681	0	0.000
d	Fins / Banks	0	0	0	0.000	0.000	0	0.000
e	Any Other specify	0	0	0	0.000	0.000	0	0.000
e-1		0	0	0	0.000	0.000	0	0.000
e-2		0	0	0	0.000	0.000	0	0.000
	Sub Total(A)(1)	4	8706642	8706642	74.431	74.431	122400	1.406
2	Foreign							
a	Indv NRI/For Ind	0	0	0	0.000	0.000	0	0.000
b	Bodies Corporate	0	0	0	0.000	0.000	0	0.000
c	Institutions	0	0	0	0.000	0.000	0	0.000
d	Qualified For.Inv.	0	0	0	0.000	0.000	0	0.000
e	Any Other Specify	0	0	0	0.000	0.000	0	0.000
e-1		0	0	0	0.000	0.000	0	0.000
e-2		0	0	0	0.000	0.000	0	0.000
	Sub Total(A)(2)	0	0	0	0.000	0.000	0	0.000
	Total Shareholding of Promoter and Promoter Group Total (A)= (A)(1)+(A)(2)	4	8706642	8706642	74.431	74.431	122400	1.406
(B)	Public shareholding							
1	Institutions							
a	Mutual Funds	0	0	0	0.000	0.000		
b	Fins / Banks	1	1936	1936	0.017	0.017		
c	Central/State Govt	0	0	0	0.000	0.000		
d	Venture Cap Fund	1	2242	2242	0.019	0.019		
e	Insurance Comp(s)	0	0	0	0.000	0.000		
f	Foreign Ins Invest	1	272882	272882	2.333	2.333		
g	Foreign Ven Cap In	0	0	0	0.000	0.000		



Statement Showing Shareholding Pattern - Table (I)(a)

G M Breweries Ltd

Scrip Code : 507488


Quarter Ended : 30-09-2015

Category code	Category of Shareholder	Number of Shareholders	Total number of shares	Number of shares held in dematerialized form	Total shareholding as a percentage of total number of shares		Shares pledged or otherwise encumbered	
					As a percentage of(A+B) ¹	As a percentage of (A+B+C)	Number of shares	As a % of Total No. of Shares
h	Qualified For.Inv.	0	0	0	0.000	0.000		
i	Any Other -Specify	0	0	0	0.000	0.000		
i-1		0	0	0	0.000	0.000		
i-2		0	0	0	0.000	0.000		
	Sub-Total (B)(1)	3	277060	277060	2.369	2.369		
B 2	Non-institutions							
a	Bodies Corporates	136	120550	113925	1.031	1.031		
b	Individuals							
	i) upto Rs 1-Lac	6790	1691310	1134846	14.459	14.459		
	ii) above Rs1-Lac	11	570121	570121	4.874	4.874		
c	Qualified For.Inv.	0	0	0	0.000	0.000		
d	Any Other -Clr-Mem	120	93752	93752	0.801	0.801		
d-1		0	0	0	0.000	0.000		
d-2		0	0	0	0.000	0.000		
	-OCB	0	0	0	0.000	0.000		
	-NRI	91	238190	236190	2.036	2.036		
	Sub-Total (B)(2)	7148	2713923	2148834	23.201	23.201		
(B)	Total (B)=(B)(1)+(B)(2)	7151	2990983	2425894	25.569	25.569		
	TOTAL (A)+(B)	7155	11697625	11132536		100.000	122400	1.046
(C)	Held by Custodians against Depository Receipts							
	PROMOTER & PRO GRP	0	0	0		0.000		
	PUBLIC	0	0	0		0.000		
	GRAND TOTAL (A)+(B)+(C)	7155	11697625	11132536		100.000	122400	1.046



Sr.No	Notes

Handwritten signature in blue ink, possibly reading 'K/S', is written diagonally across the table rows.




(I)(b) Statement showing holding of securities (including shares, warrants, convertible securities) of persons belonging to the category “Promoter and Promoter Group”

Sr. No.	Ref- No	Name of the shareholder	Total Shares held		Shares pledged or otherwise encumbered			Details of warrant		Details of convertible securities		Total shares (including underlying shares assuming full conversion of warrant and convertible securities) as a % of diluted share capital
			Number	As a % of grand total (A)+(B)+(C)	Number	% of Total shares held	As a % of grand total (A)+(B)+(C)	Number of warrants held	As a % of total No of warrants of the same class	Number of convertible securities held	As a % of total No of convertible securities of the same class	
1	10126279	JIMMY WILLIAM ALMEIDA	122400	1.046	122400	100.000	1.046	0	0.000	0	0.000	1.046
2	14165913	JYOTI JIMMY ALMEIDA	232783	1.990	0	0.000	0.000	0	0.000	0	0.000	1.990
3	14165948	JIMMY WILLIAM ALMEIDA	7102025	60.713	0	0.000	0.000	0	0.000	0	0.000	60.713
4	14182234	ALMEIDA HOLDINGS PVT LTD	1249434	10.681	0	0.000	0.000	0	0.000	0	0.000	10.681
		Total Promoter & Promoter Group	8706642	74.431	122400	1.406	1.046	0	0.000	0	0.000	74.430




(I)(c) Statement showing holding of securities (including shares, warrants, convertible securities) of persons belonging to the category "Public" and holding more than 1% of the total number of shares									
Sr. No.	Ref-Num	Name of the shareholder	Number of shares	Shares as a percentage of total number of shares (i.e., Grand Total (A)+(B)+(C) indicated in Statement at para (I)(a) above)	Details of warrant		Details of convertible securities		Total shares (including underlying shares assuming full conversion of warrant and convertible securities) as a % of diluted share capital
					Number of warrants held	As a % of total No of warrants of the same class	Number of convertible securities held	As a % of total No of convertible securities of the same class	
1	AAATF1570C	FIDELITY NORTHSTAR FUND	272882	2.333	0	0.000	0	0.000	2.333
2	AAPFP7724D	MUKUL AGRAWAL	290000	2.479	0	0.000	0	0.000	2.479
				0.000					
		Total	562882	4.812	0	0.000	0	0.000	4.812



(I)(c) Statement showing holding of securities (including shares, warrants, convertible securities) of persons (together with PAC) belonging to the category "Public" and holding more than 5% of the total number of shares									
Sr. No.	Ref-Num	Name of the shareholder	Number of shares	Shares as a percentage of total number of shares (i.e., Grand Total (A)+(B)+(C) indicated in Statement at para (I)(a) above)	Details of warrant		Details of convertible securities		Total shares (including underlying shares assuming full conversion of warrant and convertible securities) as a % of diluted share capital
					Number of warrants held	As a % of total No of warrants of the same class	Number of convertible securities held	As a % of total No of convertible securities of the same class	
				0.000					
		Total -Public [5% & above]	0	0.000	0	0.000	0	0.000	0.000


Nil



(I)(d) Statement showing details of locked-in shares

Sr. No.	Ref- Num	Name of the shareholder	Number of locked-in shares	Locked-in shares as a percentage of total number of shares {i.e., Grand Total (A)+(B)+(C) indicated in Statement at para (I)(a) above}	Promoter/Promoter Group/Public
		Total Locked in Shares	0	0.000	


NIL



(II)(a) Statement showing details of Depository Receipts (DRs)

Sr. No.	Ref-Num	Name of theHolder	Type of outstanding DR (ADRs, GDRs, SDRs, etc.)	Number of outstanding DRs	Number of shares underlying outstanding DRs	Shares underlying outstanding DRs as a percentage of total number of shares {i.e., Grand Total (A)+(B)+(C) indicated in Statement at para (I)(a) above}

Handwritten signature in blue ink, possibly reading 'NL', with a long horizontal stroke extending to the right.



(II)(b) Statement showing Holding of Depository Receipts (DRs), where underlying shares held by Promoter/Promoter Group are in excess of 1% of the total number of shares

Sr. No.	Ref-Num	Name of the DR Holder	Type of outstanding DR (ADRs, GDRs, SDRs, etc.)	Number of outstanding DRs	Number of shares underlying outstanding DRs	Shares underlying outstanding DRs as a percentage of total number of shares {i.e., Grand Total (A)+(B)+(C) indicated in Statement at para (I)(a) above}
NIL						

